
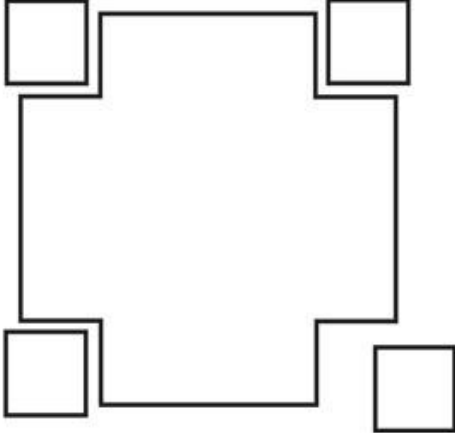
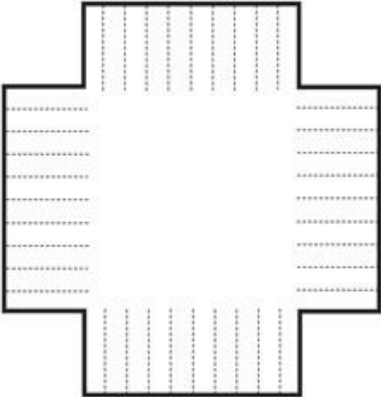
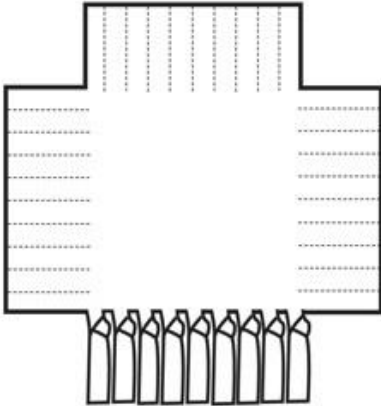


BAGS OF HOPE

SINGLE LAYER BLANKETS

Thank you for donating your time and making blankets
for local foster children in Indiana.

<p>STEP 1</p>  <p>Trim off selvage edges and square uneven edges if needed.</p>	<p>STEP 2</p>  <p>Cut a 4" square from each corner of the fleece using the 4" x 4" pattern enclosed.</p>
<p>STEP 3</p>  <p>Cut 1" strips around entire blanket using the 1" x 4" pattern to create fringe.</p>	<p>STEP 4</p>  <p>Tie a knot at the top of each strip to finish fringed edge.</p>

We recommend using fleece material
1 and ¼ yard for infant and toddlers
1 and ½ yard for children/teens